

The One Meter That Does It All.....

美国International Light ILT800 UV固紫外线辐照度能量计

技术咨询与报价

电话：18823303057 QQ:2104028976



Is the energy level high enough?
Are the lamps intense enough?
Is the system in need of maintenance?

Complete, and easy to understand analysis of your UV process

Filtration options

The ILT800 spectral filtration was designed to match the photoinitiators' response to UV light which is directly related to its absorption and is very wavelength selective. Most lamps emit broadband UV/IVS/IR, and the lamps output may not change evenly over all wavelengths. The ILT800 filters were designed to monitor changes in output in the areas that effect the absorption, and in turn the effectiveness of the curing. Whether you're using a low output fluorescent source for sterilization, high intensity mercury or xenon lamps for curing, or narrow band LED's for photolithography, there is a version of the ILT800 optimized for your needs.

The response curves for each filtration option are shown below. Custom designs are also available.

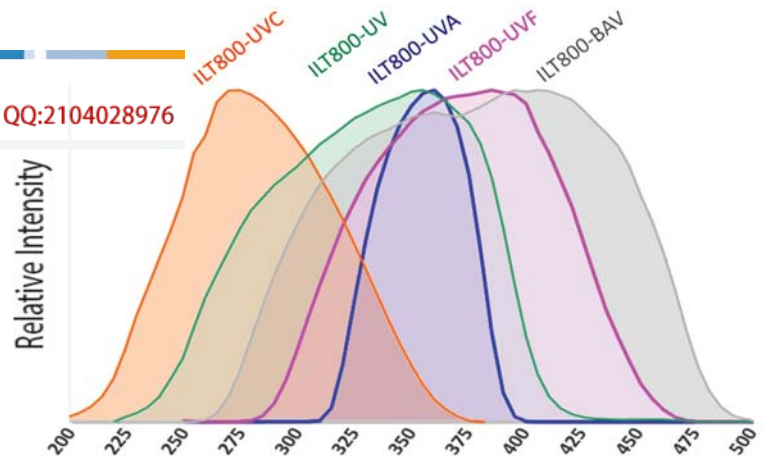


技术咨询与报价
 电话: 18823303057 QQ:2104028976

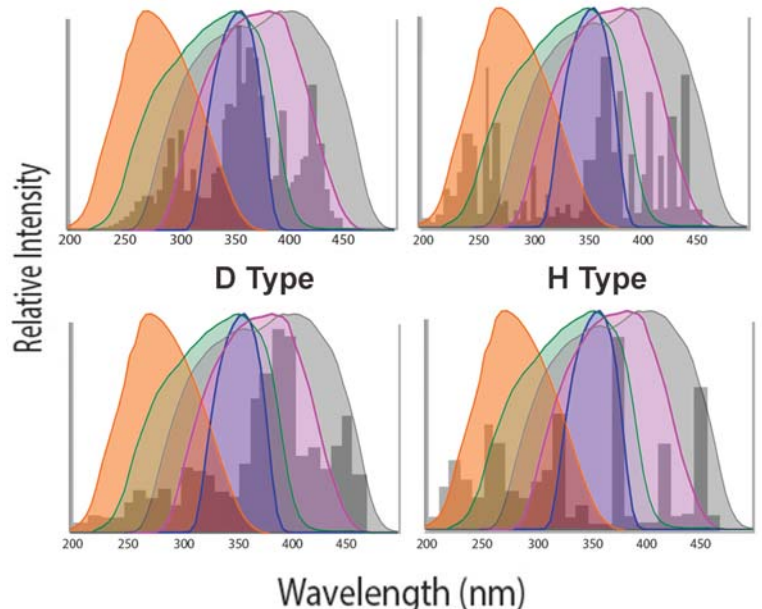
The **ILT800** CureRight radiometers measure everything you need and includes ISO17025 accredited calibration to ensure accuracy. The ILT800 simplifies measurement by continuously sampling until UV light is detected, then automatically measuring. The device's large OLED display provides both numerical and graphical representations of the irradiance and dosage. Sampling occurs at 3000 readings per second, allowing belt speeds of up to 77 meters per second, providing a high-resolution profile for both continuous and pulsed light sources

Feature-rich radiometer that responds to your needs

Feature	Benefit
Up to 3,000 samples per second	Measure Pulsed or steady state
Stores 20 unique device IDs	Like having multiple meters in one
Profiling	Generates hi-resolution graph
Optic and controls on one side	Same orientation for all processes
Auto/Manual/Live modes	Flexible for multiple applications
Stores up to 1,000 profiles	Track multiple systems over years
Large OLED display	Easy visualization of your data
ISO17025 Calibration	Ensured accuracy



Lamp spectrum versus ILT800 sensitivity curve:
 Iron Doped Classic UV



Wavelength (nm)


Measure Spot, Area, Flood, Belt & Oven Lamps & LED Sources without confusion, without a computer, without a doubt

It is important to control not only the dose of the UV light that the products receive, but also the irradiance level, to ensure proper curing throughout the entire coating or layer. In order to verify that the proper irradiance is maintained along the entire exposure path, a profiling radiometer is required. The ILT800 is a self-contained, powerful yet easy-to-use meter that captures, displays and stores all your data, across all your UV/VIS processes. The ILT800's rapid measurement speed provides a high-resolution profile of your system. System abnormalities and process failures can be pinpointed easily, and proper maintenance and adjustments can be made quickly, allowing you to get up and running faster.



Compare the current conditions to an established base line


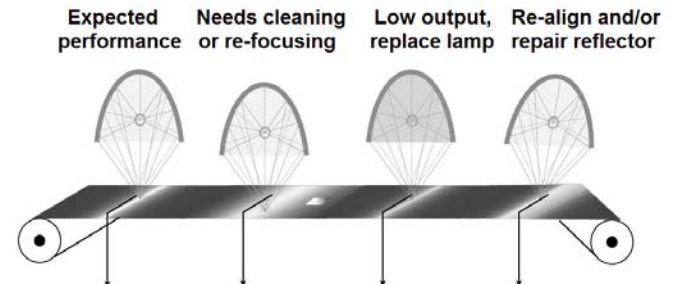
The image to the right shows the irradiance levels of the lamps in a properly aligned, 4 lamp system. All of the lamps have the same intensity and their profiles are the same. This information can be saved in storage as a baseline and recalled at any time for comparison with updated readings from the process.



BASE LINE

Pinpoint problems and their causes precisely

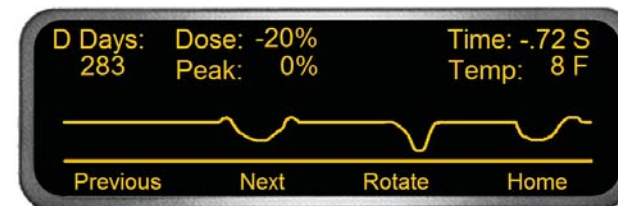
Over time lamps and reflectors degrade. Merely noting a reduction in intensity does not indicate the source of the degradation. As shown in this example, the ILT800 allows you to easily see how the changes in the shapes of the profiles relate to the actual changes in illumination, and are indicative of the major causes for degradation.



CURRENT

Determine the magnitude of the problem instantly

The third image shows the percent difference in intensities between the lamps presently versus when the baseline was taken. From this you can determine if the lamps are performing within the optimum process window. The value in the upper left indicates how much time has passed between the baseline measurement and the current sample. In this example it was 283 days.



DIFFERENCE

Specifications

All Models

Range	4.5 decade (5 mW/cm ² to 40 W/cm ²)
Readout	mW/cm ² , mJ/cm ² , J/cm ² & profile/graph, Date, Time, Temp
Sensors	Linear, Solid State, GaAsp, & SiC
Dimensions	102 x 152 x 12.7 mm (L/W/H)
Display	19 x 77 mm OLED
Power	Micro USB & Rechargeable Battery
Temp	0 - 75 degrees C (internal case temp)
Input Optic	Cosine corrected difuser
Memory	400,000 data points

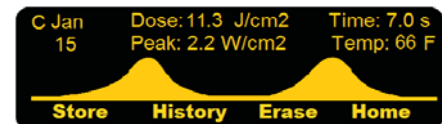
Model	Spectral Range (nm)
ILT800-UVA	315 - 390
ILT-BAV	275 - 475
ILT800-UV	250 - 400
	215 - 350
ILT800-UVF	360 - 400 Flat (275 - 450)
Custom Filtration	Contact Us

Ensure the Cure

The ILT800 comes with an extensive software suite including the CureRight internal meter software, CureRight PC software for programming and data extraction, and ILT's Datalight III with full API for custom programming.

The CureRight PC software allows customers to download all saved readings to a PC. It also enables programming of the ILT800 with up to 20 device ID's (light source model or nick name), program the date and time, minimum light level, allowable delay between readings, auto shut off time and more.

The meter's internal software facilitates measuring, storing, viewing and comparing over 1000 saved measurements including profile, date/time, temperature, irradiance, and dose.



The ILT800 flexibility also extends to include compatibility with ILT's Datalight III Meter application. Our Datalight III Meter App allows users to connect multiple devices on one PC and simultaneously, monitor, track, and record results of up to 100 units. The Datalight III PC software includes a comprehensive API allowing customer to write their own code and communicate directly with the ILT800's.

